

INGEGNERIA DEL SOFTWARE II
Università degli Studi di Ferrara
A.A. 2017/2018

Agile software development

by
Giuseppe Cota

Who am I?

□ Giuseppe Cota

- PhD student of the University of Ferrara – Department of Engineering
- Topics: Machine Learning and Artificial Intelligence
- email: giuseppe.cota@unife.it

Main references

- ❑ Ian Sommerville. *Software Engineering*. Chapter 3 (10th edition).
- ❑ Ian Sommerville's slides: <http://iansommerville.com/software-engineering-book/slides/>

Topics covered

- ☐ Introduction
- ☐ Agile methods
- ☐ Agile development techniques: Extreme Programming
- ☐ Agile project management: Scrum
- ☐ Scaling agile methods
- ☐ Recap

Introduction

Software process

- ❑ **Software process:** A structured set of activities for software development.
- ❑ Main activities:
 - Specification: definition of what the software system should do.
 - Design: definition of the structure of the software system.
 - Implementation: programming.
 - Testing: check if the software system is correct.
 - Evolution: changing the software system in response to changing customer needs

Rapid software development

- ❑ Rapid development and delivery is now often the most important requirement for software systems
 - Businesses operate in a fast –changing requirement and it is practically impossible to produce a set of stable software requirements
 - Software has to evolve quickly to reflect changing business needs.
- ❑ Plan-driven development is essential for some types of system but does not meet these business needs.
- ❑ Agile development methods emerged in the late 1990s whose aim was to radically reduce the delivery time for working software systems
- ❑ Several agile methods: **Extreme Programming, Scrum, DSDM**

Agile development

Fundamental characteristics:

- ❑ Program specification, design and implementation are interleaved
- ❑ The system is developed as a series of versions or increments with stakeholders involved in version specification and evaluation
- ❑ Frequent delivery of new versions for evaluation, typically every 2 or 3 weeks
- ❑ Extensive tool support (e.g. automated testing tools) used to support development.
- ❑ Minimal documentation or generated automatically (e.g. Javadoc) – focus on working code

Stakeholder: whoever is affected by the system in some way.

Plan-driven and agile development

❑ Plan-driven development

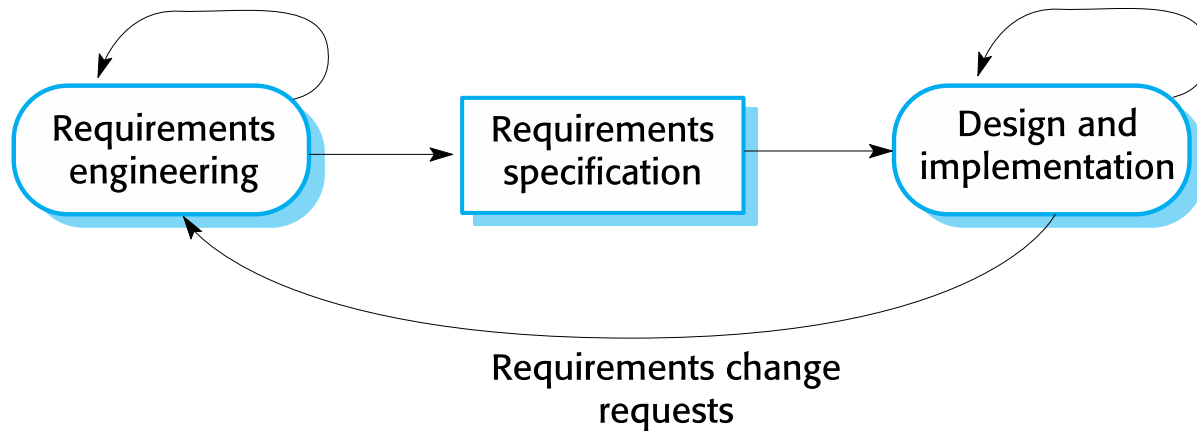
- A plan-driven approach to software engineering is based around separate development stages with the outputs to be produced at each of these stages planned in advance.
- The outputs from one stage are used as a basis for planning the following process activity.
- Not necessarily waterfall model – plan-driven, incremental development is possible
- Iteration occurs within activities.

❑ Agile development

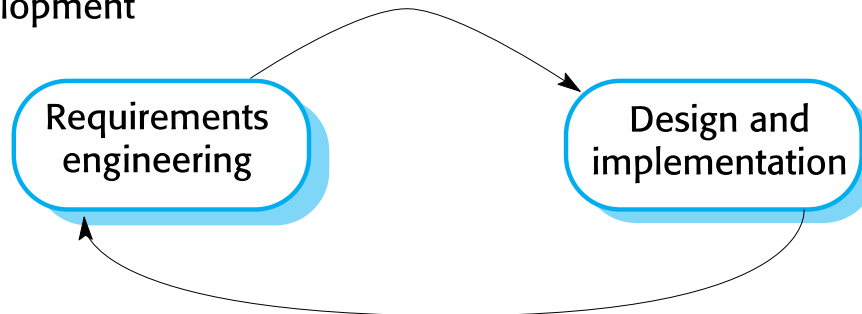
- Specification, design, implementation and testing are interleaved.
- Iteration occurs across activities.

Plan-driven vs agile development

Plan-based development



Agile development



Agile methods

Agile methods

Motivation: dissatisfaction with the overheads involved in software design methods of the 1980s and 1990s led to the creation of agile methods.

❑ Agile methods:

- Focus on the code rather than the design
- Are based on an iterative approach to software development
- Are intended to deliver working software quickly and evolve this quickly to meet changing requirements.

❑ The aim of agile methods is to reduce overheads in the software process (e.g. by limiting documentation) and to be able to respond quickly to changing requirements without excessive rework.

Agile manifesto

❑ Link: <http://agilemanifesto.org/>

We are uncovering better ways of developing software by doing it and helping others do it. Through this work we have come to value:

Individuals and interactions over processes and tools

Working software over comprehensive documentation

Customer collaboration over contract negotiation

Responding to change over following a plan

That is, while there is value in the items on the right, we value the items on the left more.

The principles of agile methods

- ❑ **Customer involvement.** Customers should be closely involved throughout the development process. Their role is provide and prioritize new system requirements and to evaluate the iterations of the system.
- ❑ **Incremental delivery.** The software is developed in increments with the customer specifying the requirements to be included in each increment.
- ❑ **People not process.** The skills of the development team should be recognized and exploited. Team members should be left to develop their own ways of working without prescriptive processes.
- ❑ **Embrace change.** Expect the system requirements to change and so design the system to accommodate these changes.
- ❑ **Maintain simplicity.** Focus on simplicity in both the software being developed and in the development process. Wherever possible, actively work to eliminate complexity from the system.

Agile method applicability

Agile methods have been very successful for two types of system development

- ❑ Product development where a software company is developing a small or medium-sized product for sale.
 - Almost all software products and apps are now developed using an agile approach
- ❑ Custom system development within an organization, where there is a clear commitment from the customer to become involved in the development process and where there are few external rules and regulations that affect the software.

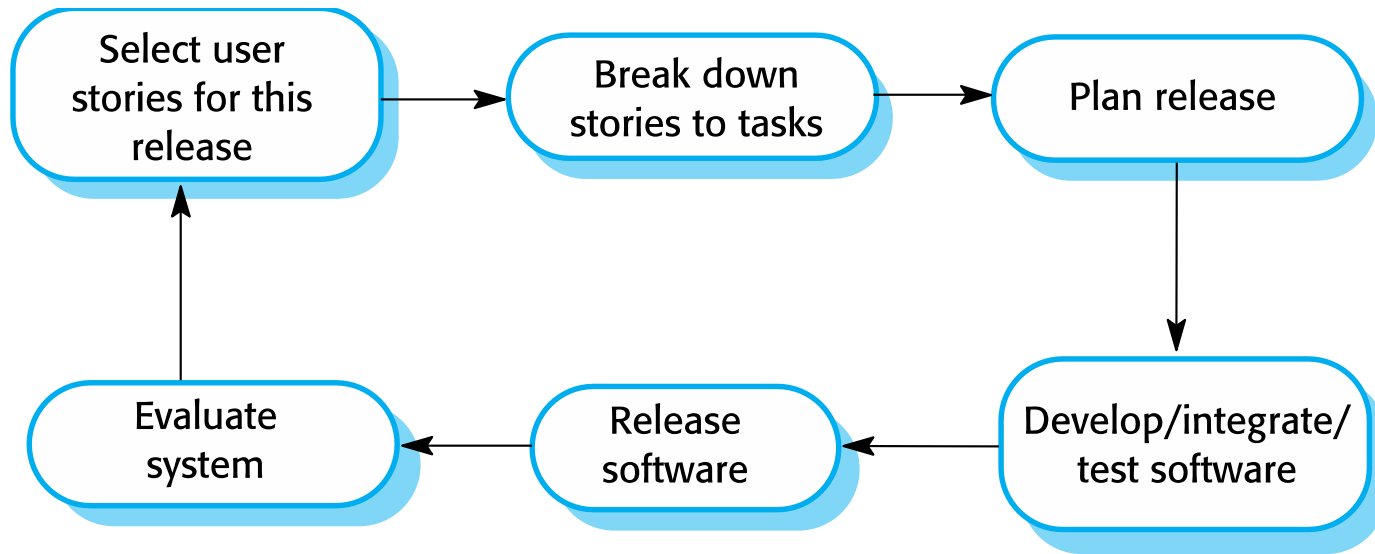
Agile development techniques

Extreme Programming

Extreme programming

- ❑ A very influential agile method, developed in the late 1990s, that introduced a range of agile development techniques.
- ❑ Extreme Programming (XP) takes an 'extreme' approach to iterative development.
 - New versions may be built several times per day;
 - Increments are delivered to customers every 2 weeks;
 - All tests must be run for every build and the build is only accepted if tests run successfully.

The extreme programming release cycle



Extreme programming principles and practices (a)

- ❑ **Incremental planning.** Requirements are recorded on story cards and the stories to be included in a release are determined by the time available and their relative priority. The developers break these stories into development 'Tasks'.
- ❑ **Small releases.** The minimal useful set of functionality that provides business value is developed first. Releases of the system are frequent and incrementally add functionality to the first release.
- ❑ **Test-first development.** An automated unit test framework is used to write tests for a new piece of functionality before that functionality itself is implemented.
- ❑ **Refactoring.** All developers are expected to refactor the code continuously as soon as possible code improvements are found. This keeps the code simple and maintainable.
- ❑ **Pair programming.** Developers work in pairs, checking each other's work and providing the support to always do a good job.

Extreme programming practices (b)

- ❑ **Simple design.** Enough design is carried out to meet the current requirements and no more.
- ❑ **Collective ownership.** The pairs of developers work on all areas of the system, so that no islands of expertise develop and all the developers take responsibility for all of the code. Anyone can change anything.
- ❑ **Continuous integration.** As soon as the work on a task is complete, it is integrated into the whole system. After any such integration, all the unit tests in the system must pass.
- ❑ **Sustainable pace.** Large amounts of overtime are not considered acceptable as the net effect is often to reduce code quality and medium term productivity
- ❑ **On-site customer.** A representative of the end-user of the system (the customer) should be available full time for the use of the XP team. In an extreme programming process, the customer is a member of the development team and is responsible for bringing system requirements to the team for implementation.

XP and agile principles

- ❑ **Incremental development** is supported through small, frequent system releases.
- ❑ **Customer involvement** is supported by full-time customer engagement with the team.
- ❑ **People, not process**, are supported through pair programming, collective ownership and a process that avoids long working hours.
- ❑ **Change** supported through regular system releases.
- ❑ **Maintaining simplicity** supported through constant refactoring of code.

Influential XP practices

- ❑ Extreme programming has a technical focus and is not easy to integrate with management practice in most organizations.
- ❑ Consequently, while agile development uses practices from XP, the method as originally defined is not widely used.
- ❑ **Key practices**
 - **User stories for specification**
 - **Refactoring**
 - **Test-first development**
 - **Pair programming**

User stories for requirements

- ☐ In XP, a customer or user is part of the XP team and is responsible for making decisions on requirements.
- ☐ User requirements are expressed as user stories or scenarios.
- ☐ These are written on cards and the development team break them down into implementation tasks. These tasks are the basis of schedule and cost estimates.
- ☐ The customer chooses the stories for inclusion in the next release based on their priorities and the schedule estimates.

A 'prescribing medication' story

Prescribing medication

The record of the patient must be open for input. Click on the medication field and select either 'current medication', 'new medication' or 'formulary'.

If you select 'current medication', you will be asked to check the dose; If you wish to change the dose, enter the new dose then confirm the prescription.

If you choose, 'new medication', the system assumes that you know which medication you wish to prescribe. Type the first few letters of the drug name. You will then see a list of possible drugs starting with these letters. Choose the required medication. You will then be asked to check that the medication you have selected is correct. Enter the dose then confirm the prescription.

If you choose 'formulary', you will be presented with a search box for the approved formulary. Search for the drug required then select it. You will then be asked to check that the medication you have selected is correct. Enter the dose then confirm the prescription.

In all cases, the system will check that the dose is within the approved range and will ask you to change it if it is outside the range of recommended doses.

After you have confirmed the prescription, it will be displayed for checking. Either click 'OK' or 'Change'. If you click 'OK', your prescription will be recorded on the audit database. If you click 'Change', you reenter the 'Prescribing medication' process.

Examples of task cards for prescribing medication

Task 1: Change dose of prescribed drug

Task 2: Formulary selection

Task 3: Dose checking

Dose checking is a safety precaution to check that the doctor has not prescribed a dangerously small or large dose.

Using the formulary id for the generic drug name, lookup the formulary and retrieve the recommended maximum and minimum dose.

Check the prescribed dose against the minimum and maximum. If outside the range, issue an error message saying that the dose is too high or too low. If within the range, enable the 'Confirm' button.

Refactoring

- ❑ Conventional wisdom in software engineering is to design for change. It is worth spending time and effort anticipating changes as this reduces costs later in the life cycle.
- ❑ XP, however, maintains that this is not worthwhile as changes cannot be reliably anticipated.
- ❑ Rather, it proposes constant code improvement (refactoring) to make changes easier when they have to be implemented.

Refactoring

- ❑ Programming team look for possible software improvements and make these improvements even where there is no immediate need for them.
- ❑ This improves the understandability of the software and so reduces the need for documentation.
- ❑ Changes are easier to make because the code is well-structured and clear.
- ❑ However, some changes requires architecture refactoring and this is much more expensive.

Examples of refactoring

- ☐ Tidying up and renaming attributes and methods to make them easier to understand.
- ☐ The replacement of inline code with calls to methods that have been included in a program library.
- ☐ Re-organization of a class hierarchy to remove duplicate code.

Test-first development

Testing is central to XP and XP has developed an approach where the program is tested after every change has been made.

❑ XP testing features:

- Test-first development.
- Incremental test development.
- User involvement in test development and validation.
- Automated test frameworks are used to run all component tests each time that a new release is built.

Test-first development

- ❑ **Instead of writing some code and then writing tests for that code, you write the tests before you write the code.**
- ❑ Writing tests before code clarifies the requirements to be implemented.
- ❑ Tests are written as programs rather than data so that they can be executed automatically. The test includes a check that it has executed correctly.
 - Usually relies on a testing framework such as JUnit.
- ❑ All previous and new tests are run automatically when new functionality is added, thus checking that the new functionality has not introduced errors.

Test case description for dose checking

Test 4: Dose checking

Input:

1. A number in mg representing a single dose of the drug.
2. A number representing the number of single doses per day.

Tests:

1. Test for inputs where the single dose is correct but the frequency is too high.
2. Test for inputs where the single dose is too high and too low.
3. Test for inputs where the single dose * frequency is too high and too low.
4. Test for inputs where single dose * frequency is in the permitted range.

Output:

OK or error message indicating that the dose is outside the safe range.

Test automation

- ❑ Tests are written as executable components before the task is implemented
 - These testing components should be stand-alone, should simulate the submission of input to be tested and should check that the result meets the output specification.
 - An automated test framework (e.g. JUnit) is a system that makes it easy to write executable tests and submit a set of tests for execution.
- ❑ As testing is automated, there is always a set of tests that can be quickly and easily executed
 - Whenever any functionality is added to the system, the tests can be run and problems that the new code has introduced can be caught immediately.

Problems with test-first development

- ❑ Programmers prefer programming to testing and sometimes they take short cuts when writing tests. For example, they may write incomplete tests that do not check for all possible exceptions that may occur.
- ❑ Some tests can be very difficult to write incrementally. For example, in a complex user interface, it is often difficult to write unit tests for the code that implements the 'display logic' and workflow between screens.
- ❑ It difficult to judge the completeness of a set of tests. Although you may have a lot of system tests, your test set may not provide complete coverage.

Pair programming

Pair programming involves programmers working in pairs, developing code together.

- ☐ This helps develop common ownership of code and spreads knowledge across the team.
- ☐ It serves as an informal review process as each line of code is looked at by more than 1 person.
- ☐ It encourages refactoring as the whole team can benefit from improving the system code.

Pair programming

- ❑ In pair programming, programmers sit together at the same computer to develop the software.
- ❑ Pairs are created dynamically so that all team members work with each other during the development process.
- ❑ The sharing of knowledge that happens during pair programming is very important as it reduces the overall risks to a project when team members leave.
- ❑ Pair programming is not necessarily inefficient and there is some evidence that suggests that a pair working together is more efficient than 2 programmers working separately.

Agile project management

Scrum

Agile project management

- ❑ The principal responsibility of software project managers is to manage the project so that the software is delivered on time and within the planned budget for the project.
- ❑ The standard approach to project management is plan-driven. Managers draw up a plan for the project showing what should be delivered, when it should be delivered and who will work on the development of the project deliverables.
- ❑ Agile project management requires a different approach, which is adapted to incremental development and the practices used in agile methods.

Scrum

- ❑ Scrum is an agile method that focuses on managing iterative development rather than specific agile practices.
- ❑ There are three phases in Scrum.
 - The initial phase is an outline planning phase where you establish the general objectives for the project and design the software architecture.
 - This is followed by a series of sprint cycles, where each cycle develops an increment of the system.
 - The project closure phase wraps up the project, completes required documentation such as system help frames and user manuals and assesses the lessons learned from the project.
- ❑ Scrum uses a different terminology.

Scrum terminology (a)

Scrum term	Definition
Development team	A self-organizing group of software developers, which should be no more than 7 people. They are responsible for developing the software and other essential project documents.
Product increment	The software increment that is delivered from a sprint.
Product backlog	This is a list of 'to do' items which the Scrum team must tackle. They may be feature definitions for the software, software requirements, user stories or descriptions of supplementary tasks that are needed, such as architecture definition or user documentation.

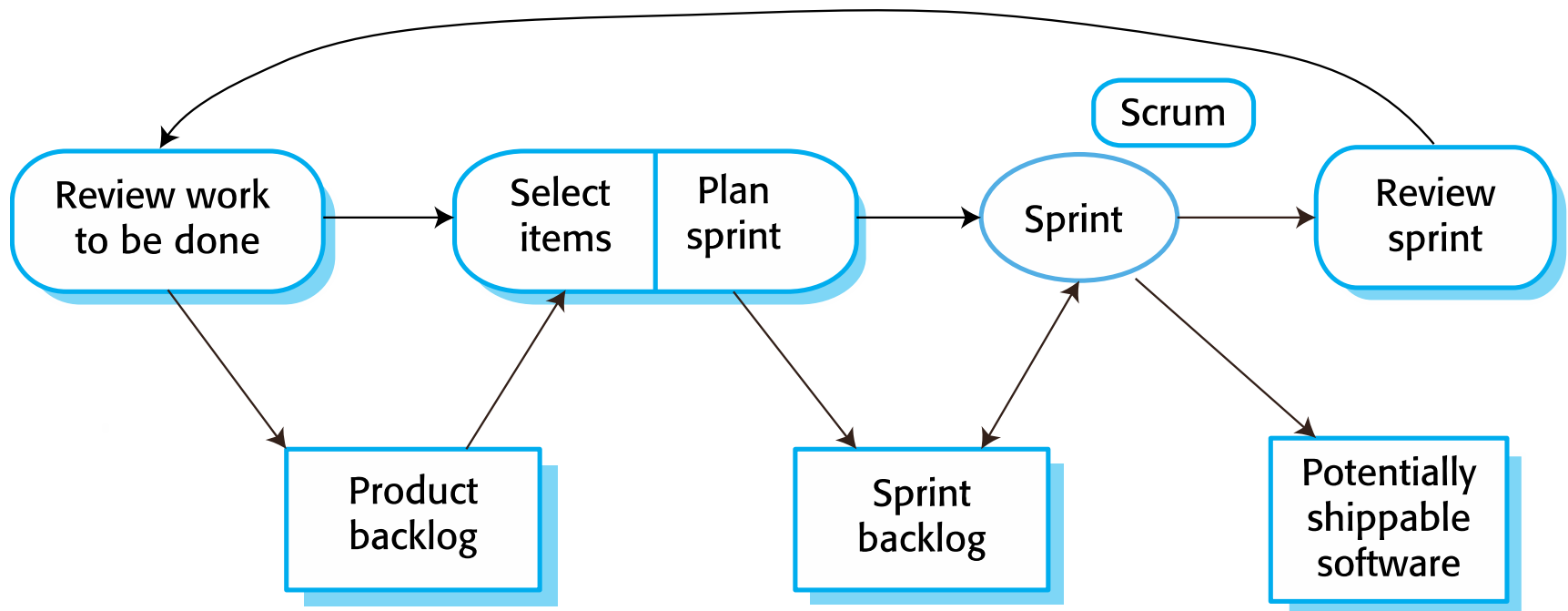
Scrum terminology (b)

Scrum term	Definition
Product owner	An individual (or possibly a small group) whose job is to identify product features or requirements, prioritize these for development and continuously review the product backlog to ensure that the project continues to meet critical business needs. The Product Owner can be a customer but might also be a product manager in a software company or other stakeholder representative.
Scrum	A daily meeting of the Scrum team that reviews progress and prioritizes work to be done that day.
Sprint	A development iteration. Sprints are usually 2-4 weeks long.
Velocity	An estimate of how much product backlog effort that a team can cover in a single sprint. Understanding a team's velocity helps them estimate what can be covered in a sprint and provides a basis for measuring improving performance.

Scrum terminology (c)

Scrum term	Definition
ScrumMaster	A sort of project manager. The ScrumMaster is responsible for ensuring that the Scrum process is followed and guides the team in the effective use of Scrum. He or she is responsible for interfacing with the rest of the company and for ensuring that the Scrum team is not diverted by outside interference.

Scrum sprint cycle



The Scrum sprint cycle

- ❑ Sprints are fixed length, normally 2–4 weeks.
- ❑ The starting point for planning is the product backlog, which is the list of work to be done on the project.
- ❑ The selection phase involves all of the project team who work with the product owner to select the features and functionality from the product backlog to be developed during the sprint.

The Sprint cycle

- ❑ Once these are agreed, the team organize themselves to develop the software (assignments and evaluations of the tasks).
- ❑ Production of the sprint backlog, that contains all the task that will be developed in that sprint.
- ❑ Start the sprint
- ❑ During this stage the team is isolated from the customer and the organization, with all communications channeled through the so-called 'Scrum master'.
- ❑ The role of the Scrum master is to protect the development team from external distractions.
- ❑ At the end of the sprint, the work done is reviewed and presented to stakeholders. The next sprint cycle then begins.

Teamwork in Scrum

- ❑ The 'Scrum master' is a facilitator who arranges daily meetings, tracks the backlog of work to be done, records decisions, measures progress against the backlog and communicates with customers and management outside of the team.
- ❑ The whole team attends short daily meetings (Scrums) where all team members share information, describe their progress since the last meeting, problems that have arisen and what is planned for the following day.
 - This means that everyone on the team knows what is going on and, if problems arise, can re-plan short-term work to cope with them.

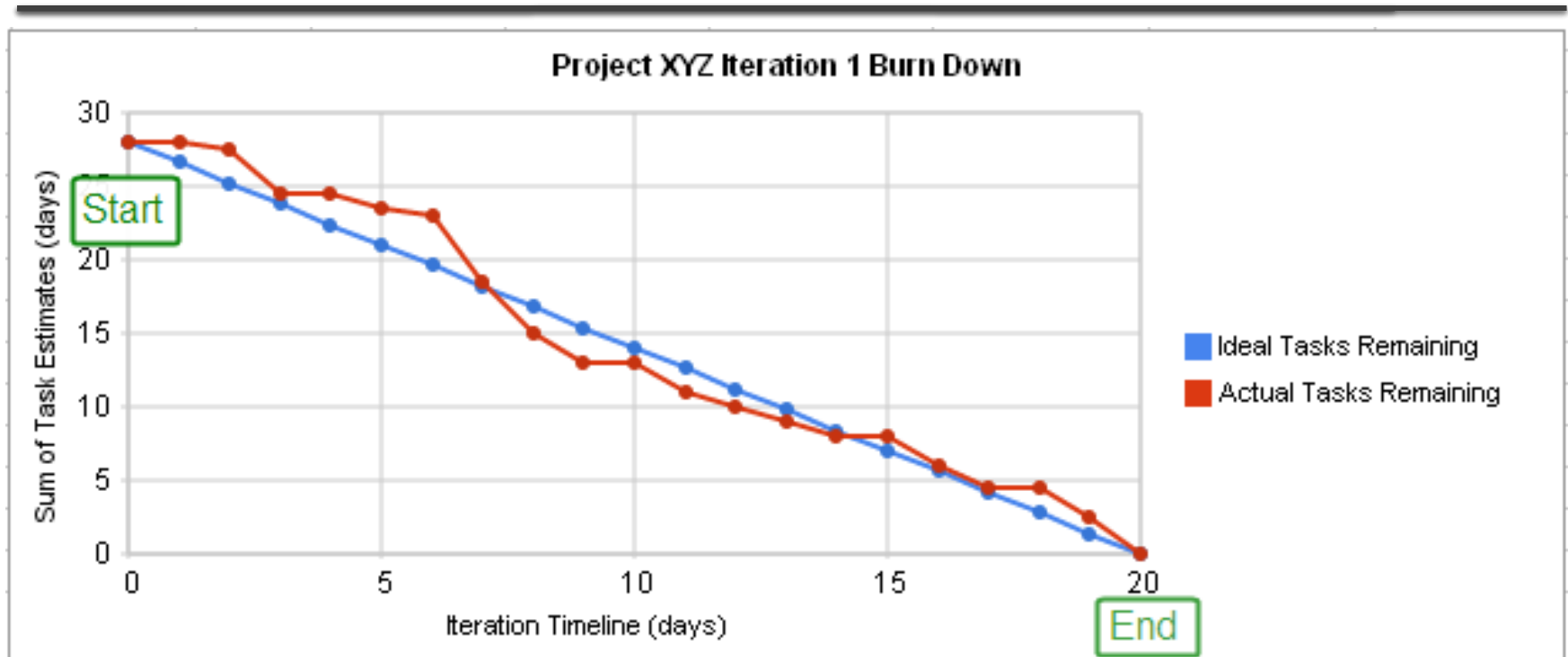
Scrum benefits

- ☐ The product is broken down into a set of manageable and understandable chunks.
- ☐ Unstable requirements do not hold up progress.
- ☐ The whole team have visibility of everything and consequently team communication is improved.
- ☐ Customers see on-time delivery of increments and gain feedback on how the product works.
- ☐ Trust between customers and developers is established and a positive culture is created in which everyone expects the project to succeed.

Evaluate a sprint: Burndown chart

- ❑ **Burndown chart:** measure for sprint evaluation
- ❑ Composed by 2 lines:
 - **Actual Burndown** or Actual Work Line
 - **Ideal Burndown** or Ideal Work Line
- ❑ At the end of the day we can have 2 cases:
 - If the actual work line is **above** the ideal work line, it means that there is more work left than originally predicted and the project is behind schedule.
 - If the actual work line is **below** the ideal work line, it means that there is less work left than originally predicted and the project is ahead of schedule.

Burndown chart



More info:

- https://en.wikipedia.org/wiki/Burn_down_chart
- <http://www.agilenutshell.com/burndown>

Scaling agile methods

Scaling agile methods

- ❑ Agile methods have proved to be successful for small and medium sized projects that can be developed by a small co-located team.
- ❑ It is sometimes argued that the success of these methods comes because of improved communications which is possible when everyone is working together.
- ❑ The need for faster delivery of software, which is more suited to customer needs, also applies to larger systems, and therefore to larger companies.
- ❑ Scaling up agile methods involves changing these to cope with larger, longer projects where there are multiple development teams, perhaps working in different locations.

Scaling out and scaling up

- ❑ 'Scaling up' is concerned with using agile methods for developing large software systems that cannot be developed by a small team.
- ❑ 'Scaling out' is concerned with how agile methods can be introduced across a large organization with many years of software development experience.
- ❑ When scaling agile methods it is important to maintain agile fundamentals:
 - Flexible planning, frequent system releases, continuous integration, test-driven development and good team communications.

Practical problems with agile methods

- ❑ The informality of agile development is incompatible with the legal approach to contract definition that is commonly used in large companies.
- ❑ Agile methods are most appropriate for new software development rather than software maintenance. Yet the majority of software costs in large companies come from maintaining their existing software systems.
- ❑ Agile methods are designed for small co-located teams yet much software development now involves worldwide distributed teams.

Contractual issues

- ❑ Most software contracts for custom systems are based around a specification, which sets out what has to be implemented by the system developer for the system customer.
- ❑ However, this precludes interleaving specification and development as is the norm in agile development.
- ❑ A contract that pays for developer time rather than functionality is required.
 - However, this is seen as a high risk by many legal departments because what has to be delivered cannot be guaranteed.
 - Who is responsible for extra time and resources?

Agile methods and software maintenance

- ❑ Most organizations spend more on maintaining existing software than they do on new software development. So, if agile methods are to be successful, they have to support maintenance as well as original development.
- ❑ Two key issues:
 - Are systems that are developed using an agile approach maintainable, given the emphasis in the development process of minimizing formal documentation?
 - Can agile methods be used effectively for evolving a system in response to customer change requests?
- ❑ Problems may arise if original development team cannot be maintained.

Agile maintenance

- ❑ Key problems are:
 - Lack of product documentation
 - Keeping customers involved in the evolution activity
 - Maintaining the continuity of the development team
- ❑ Agile development relies on the development team knowing and understanding what has to be done.
- ❑ For long-lifetime systems, this is a real problem as the original developers will not always work on the system.

Agile and plan-driven methods

- ❑ Most projects include elements of plan-driven and agile processes. Deciding on the balance depends on:
 - Is it important to have a very detailed specification and design before moving to implementation?
If so, you probably need to use a plan-driven approach.
 - Is an incremental delivery strategy, where you deliver the software to customers and get rapid feedback from them, realistic?
If so, consider using agile methods.
 - How large is the system that is being developed?
Agile methods are most effective when the system can be developed with a small co-located team who can communicate informally. This may not be possible for large systems that require larger development teams so a plan-driven approach may have to be used.

Agile principles vs organizational practice (a)

Principle	Practice
Customer involvement	<p>Often, customer representatives have other demands on their time and cannot play a full part in the software development.</p> <p>Where there are external stakeholders, such as regulators, it is difficult to represent their views to the agile team.</p>
Embrace change	<p>Prioritizing changes can be extremely difficult, especially in systems for which there are many stakeholders. Typically, each stakeholder gives different priorities to different changes.</p>
Incremental delivery	<p>Rapid iterations and short-term planning for development does not always fit in with the longer-term planning cycles of business planning and marketing. Marketing managers may need to know what product features several months in advance to prepare an effective marketing campaign.</p>

Agile principles vs organizational practice (b)

Principle	Practice
Maintain simplicity	Under pressure from delivery schedules, team members may not have time to carry out desirable system simplifications.
People not process	Individual team members may not have suitable personalities for the intense involvement that is typical of agile methods, and therefore may not interact well with other team members.

System issues

- ❑ How large is the system being developed?
 - Agile methods are most effective a relatively small co-located team who can communicate informally.
- ❑ What type of system is being developed?
 - Systems that require a lot of analysis before implementation need a fairly detailed design to carry out this analysis.
- ❑ What is the expected system lifetime?
 - Long-lifetime systems require documentation to communicate the intentions of the system developers to the support team.
- ❑ Is the system subject to external regulation?
 - If a system is regulated you will probably be required to produce detailed documentation as part of the system safety case.

People and teams

Without planning we can have the following issues

- ❑ How good are the designers and programmers in the development team?
 - It is sometimes argued that agile methods require higher skill levels than plan-based approaches in which programmers simply translate a detailed design into code.
- ❑ How is the development team organized?
 - Design documents may be required if the team is distributed.
- ❑ What support technologies are available?
 - IDE support for visualization and program analysis is essential if design documentation is not available.

Organizational issues

Without a formal documentation we can have the following organizational issues

- ☐ Traditional engineering organizations have a culture of plan-based development, as this is the norm in engineering.
- ☐ Is it standard organizational practice to develop a detailed system specification?
- ☐ Will customer representatives be available to provide feedback of system increments?
- ☐ Can informal agile development fit into the organizational culture of detailed documentation?

Agile methods for large systems difficulties

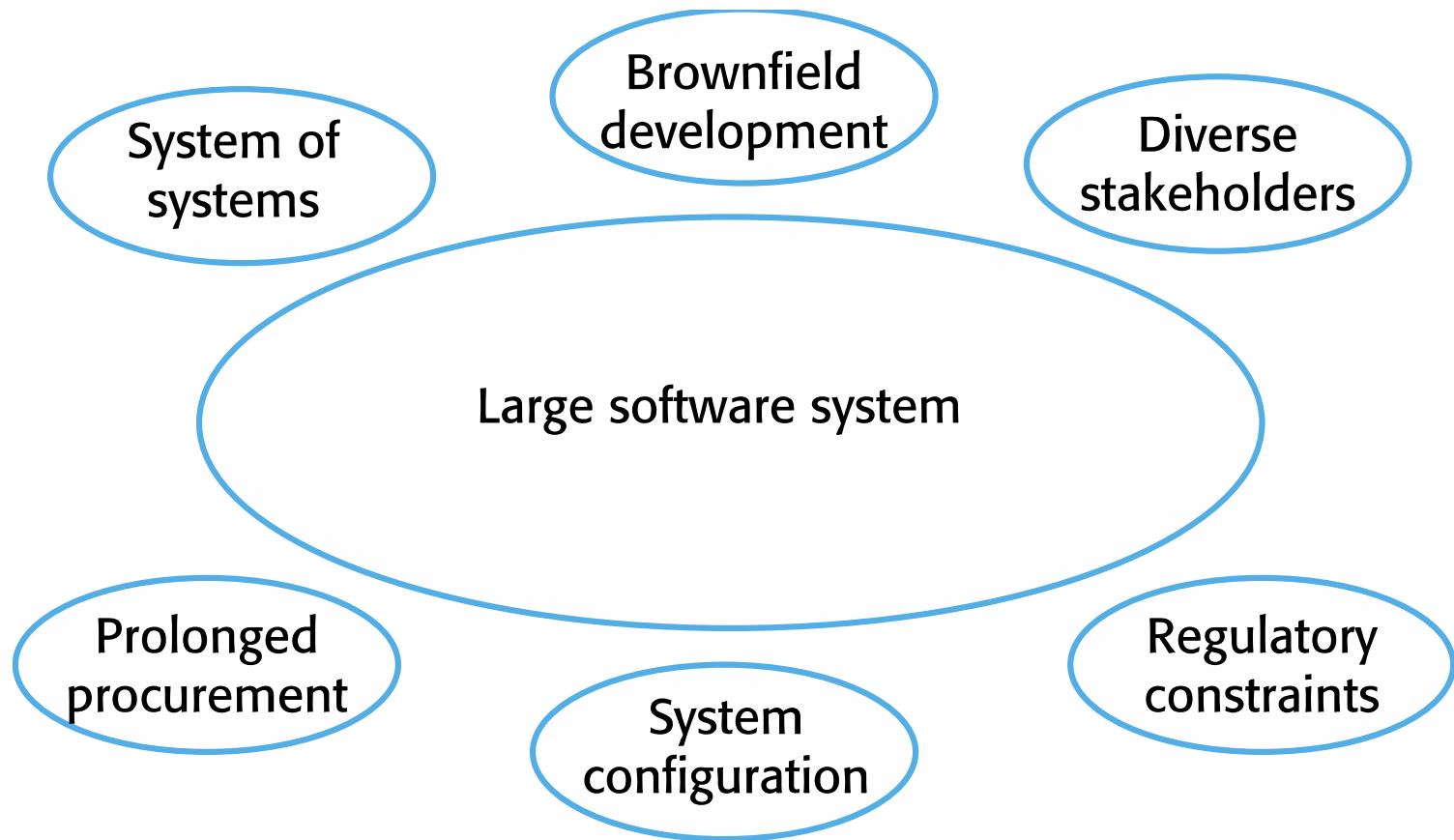
Agile methods need to evolve to be used in developing software on a large scale, but we have some difficulties

- ❑ Large systems are usually collections of separate, communicating systems, where separate teams develop each system. Frequently, these teams are working in different places, sometimes in different time zones.
- ❑ Large systems are 'brownfield systems', that is they include and interact with a number of existing systems. Many of the system requirements are concerned with this interaction and so don't really lend themselves to flexibility and incremental development.
- ❑ Where several systems are integrated to create a system, a significant fraction of the development is concerned with system configuration rather than original code development.

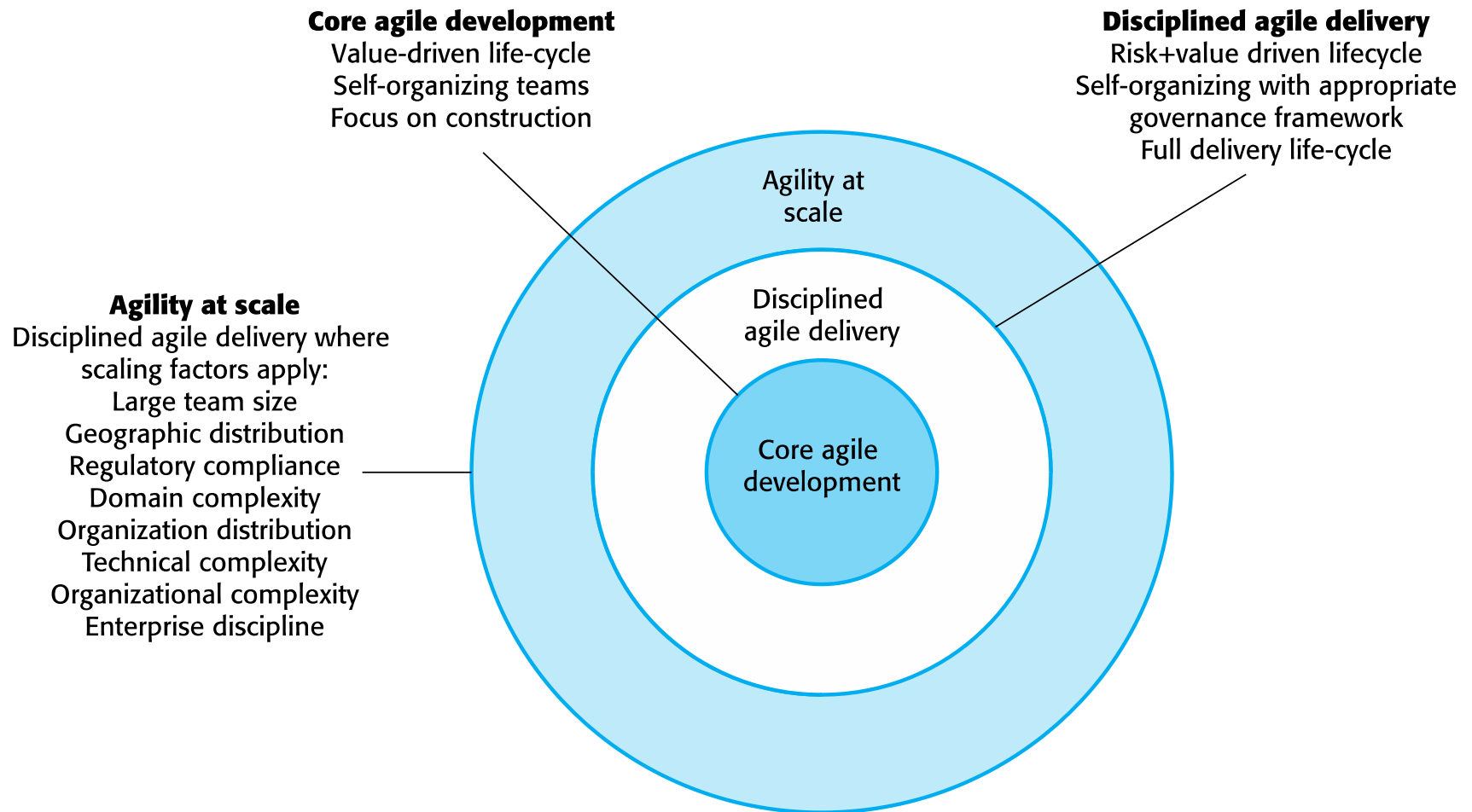
Agile methods for large systems difficulties

- ❑ Large systems and their development processes are often constrained by external rules and regulations limiting the way that they can be developed.
- ❑ Large systems have a long procurement and development time. It is difficult to maintain coherent teams who know about the system over that period as, inevitably, people move on to other jobs and projects.
- ❑ Large systems usually have a diverse set of stakeholders. It is practically impossible to involve all of these different stakeholders in the development process.

Factors in large systems



IBM's Agility at Scale Model



Scaling up to large systems

- ❑ A completely incremental approach to requirements engineering is impossible.
- ❑ There cannot be a single product owner or customer representative.
- ❑ For large systems development, it is not possible to focus only on the code of the system.
- ❑ Cross-team communication mechanisms have to be designed and used.
- ❑ Continuous integration is practically impossible. However, it is essential to maintain frequent system builds and regular releases of the system.

Multi-team Scrum

☐ *Role replication*

- Each team has a Product Owner for their work component and Scrum Master.

☐ *Product architects*

- Each team chooses a product architect and these architects collaborate to design and evolve the overall system architecture.

☐ *Release alignment*

- The dates of product releases from each team are aligned so that a demonstrable and complete system is produced.

☐ *Scrum of Scrums*

- There is a daily Scrum of Scrums where representatives from each team meet to discuss progress and plan work to be done.

Difficulties to introduce Agile methods across organizations

- ❑ Project managers who do not have experience of agile methods may be reluctant to accept the risk of a new approach.
- ❑ Large organizations often have quality procedures and standards that all projects are expected to follow and, because of their bureaucratic nature, these are likely to be incompatible with agile methods.
- ❑ Agile methods seem to work best when team members have a relatively high skill level. However, within large organizations, there are likely to be a wide range of skills and abilities.
- ❑ There may be cultural resistance to agile methods, especially in those organizations that have a long history of using conventional systems engineering processes.

Recap

Key points

- ❑ Agile methods are incremental development methods that focus on rapid software development, frequent releases of the software, reducing process overheads by minimizing documentation and producing high-quality code.
- ❑ Agile development practices include
 - User stories for system specification
 - Frequent releases of the software,
 - Continuous software improvement
 - Test-first development
 - Customer participation in the development team.

Key points

- ❑ Scrum is an agile method that provides a project management framework.
 - It is centered round a set of sprints, which are fixed time periods when a system increment is developed.
- ❑ Many practical development methods are a mixture of plan-based and agile development.
- ❑ Scaling agile methods for large systems is difficult.
 - Large systems need up-front design and some documentation and organizational practice may conflict with the informality of agile approaches.